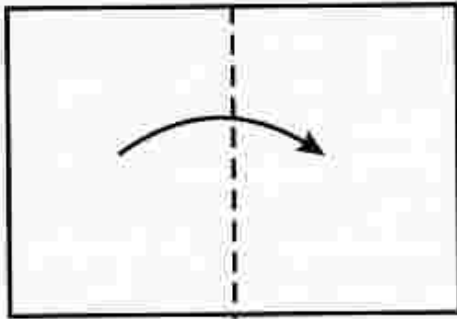


# Baseball Cap

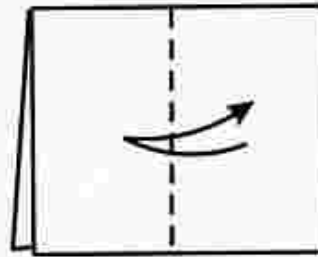
Tony O'Hare

A variation of the traditional Printer's Hat for the modern age. Start with a sheet of broad-sheet sized newspaper, or similar size sheet of wrapping paper- approx. 75cm x 60cm or 30" x 24"

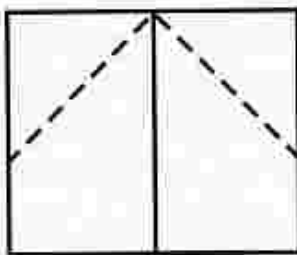
1. Fold in half



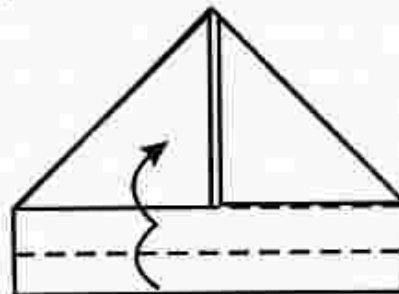
2. Rotate to this position. Fold in half and unfold to crease centre line.



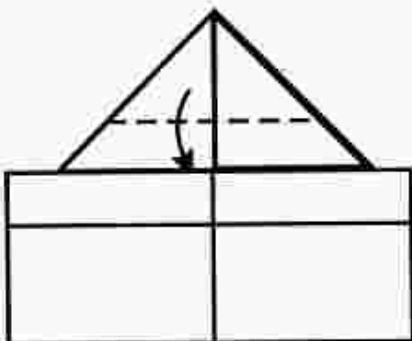
3. Fold in corners to the centre line.



4. Fold one layer at bottom over twice.



5. Tuck top point under flap.



6. Open up top portion, whilst folding in sides. It may help to pre-crease side

